

OTPORNOST MATERIJALA

Zadaci za drugi grafički rad

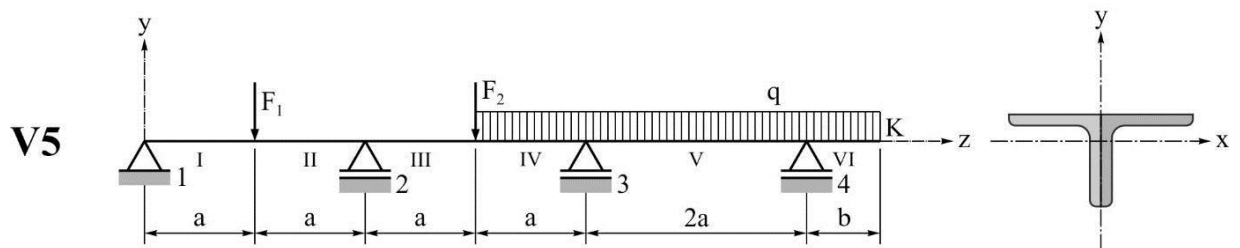
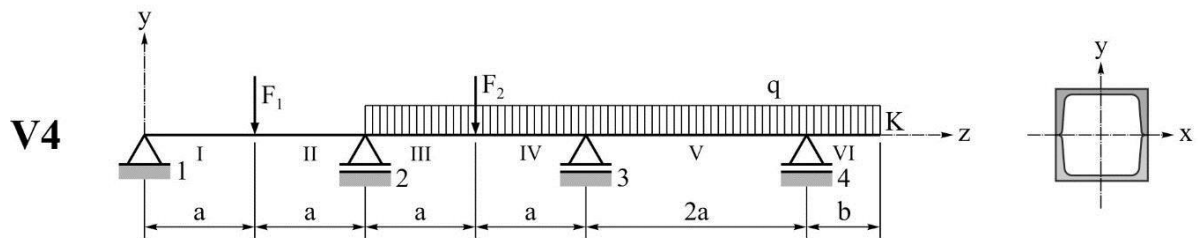
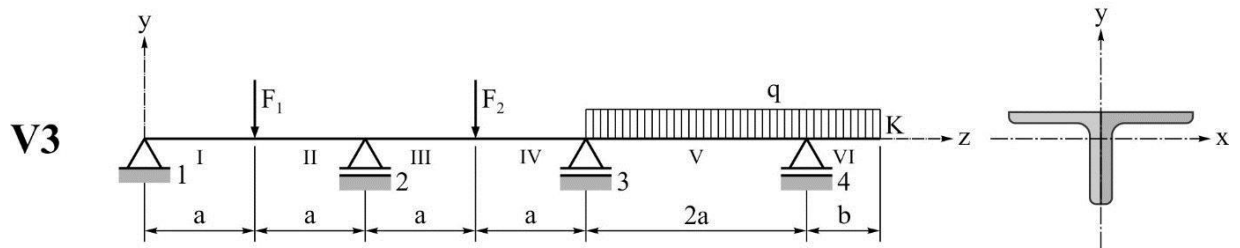
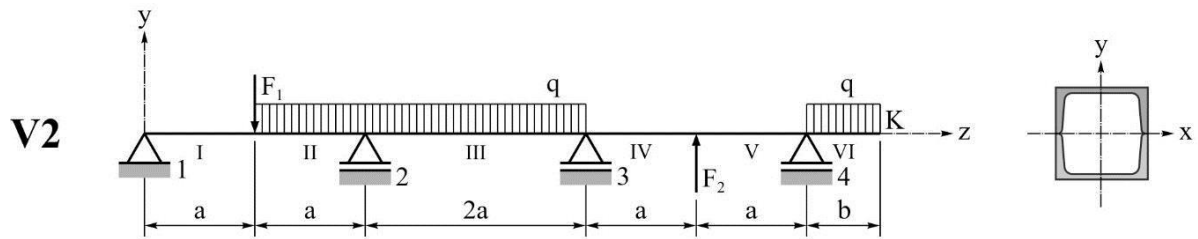
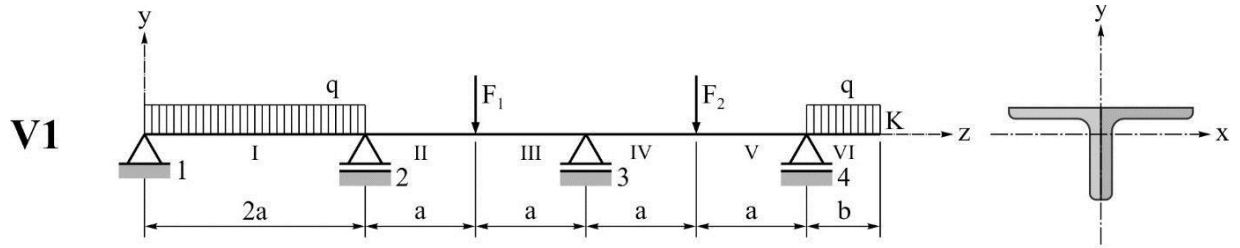
ZADATAK 1

Na Sl. 1.1 je prikazana greda sa četiri oslonca.

- 1) Metodom rastavljanja grede (jednačina triju momenata) odrediti statički nepoznate veličine.
- 2) Odrediti presečne poprečne sile i presečne momente savijanja u poljima grede, u funkciji od koordinate z (vrednosti na granicama polja prikazati tabelarno).
- 3) Nacrtati statičke dijagrame.
- 4) Izabrati standardne profile od kojih je formirana greda.
- 5) Odrediti pomeranje kraja K desnog prepusta.

Tabela 1.1 Podaci za varijante grede V1, V2, V3, V4 i V5

PODACI	V1	V2	V3	V4	V5
E [kN/cm ²]	$2 \cdot 10^4$	$2 \cdot 10^4$	$2 \cdot 10^4$	$2 \cdot 10^4$	$2 \cdot 10^4$
F ₁ [kN]	10	15	20	25	30
F ₂ [kN]	30	25	20	15	10
q [kN/m]	10	10	10	10	10
a [m]	1,5	1,5	1,5	1,5	1,5
b [m]	1	1	1	1	1
σ_d [kN/cm ²]	15	15	15	15	15

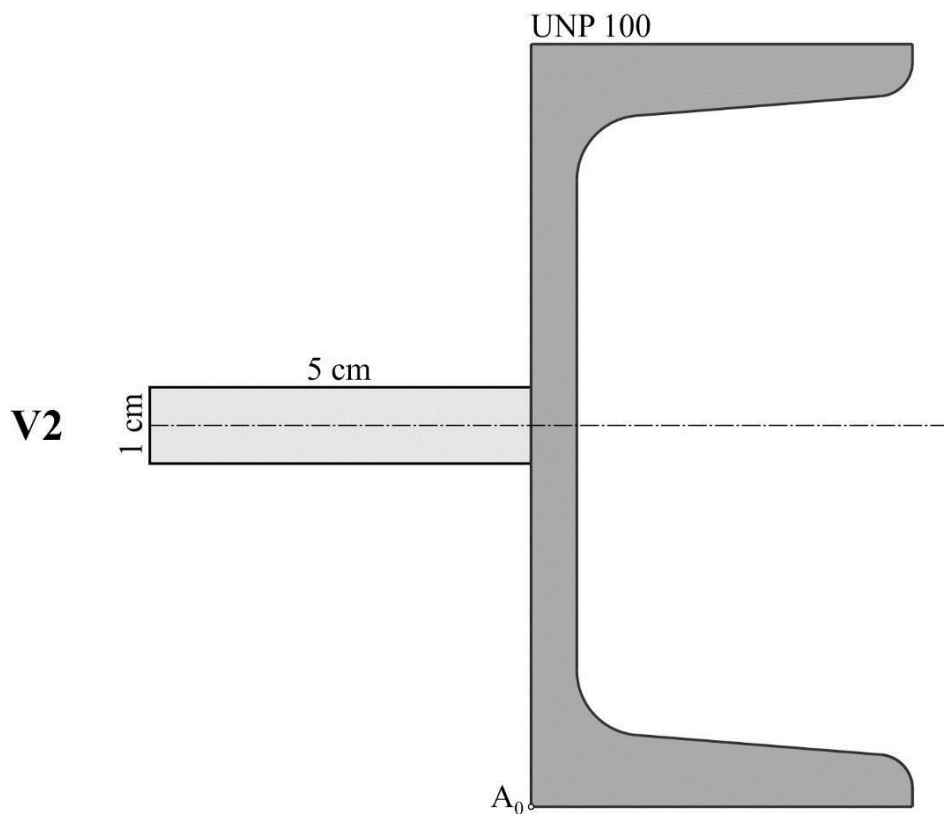
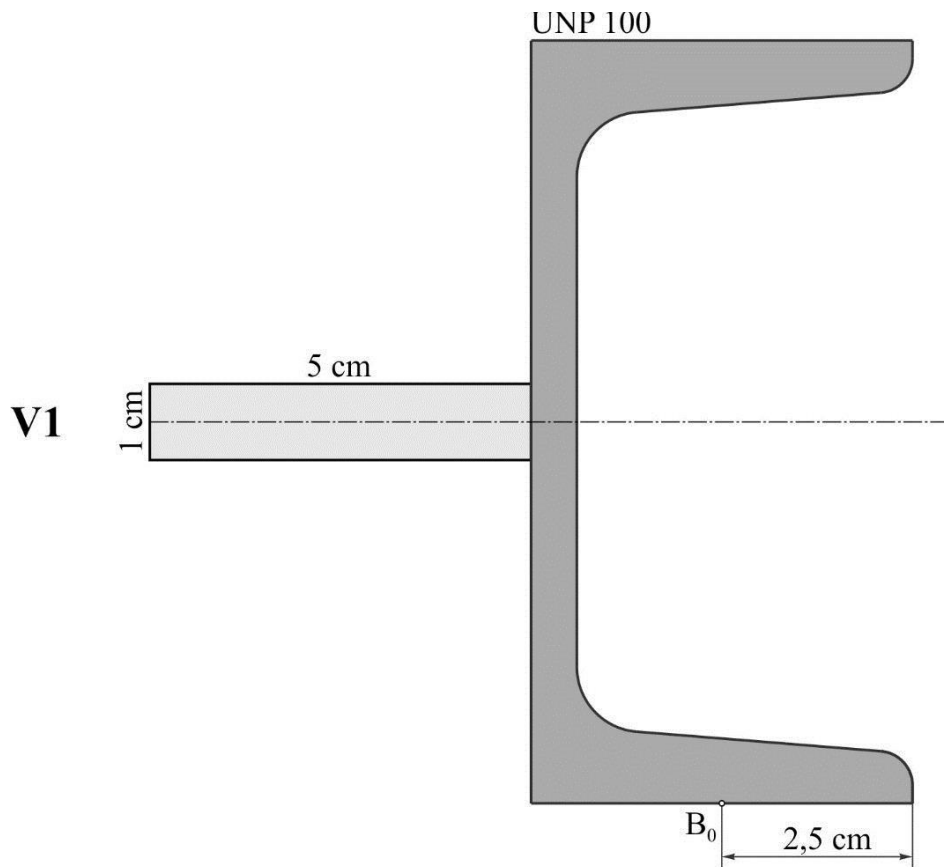


Sl. 1.1 Uz zadatak 1 (Varijante V1, V2, V3, V4 i V5)

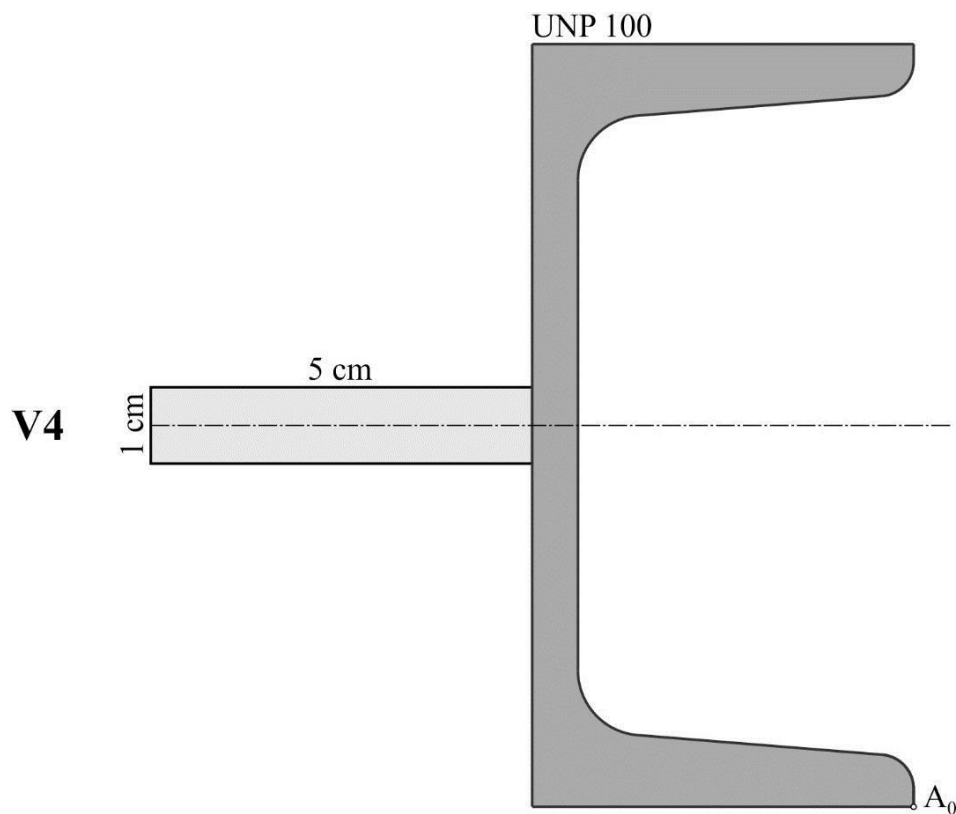
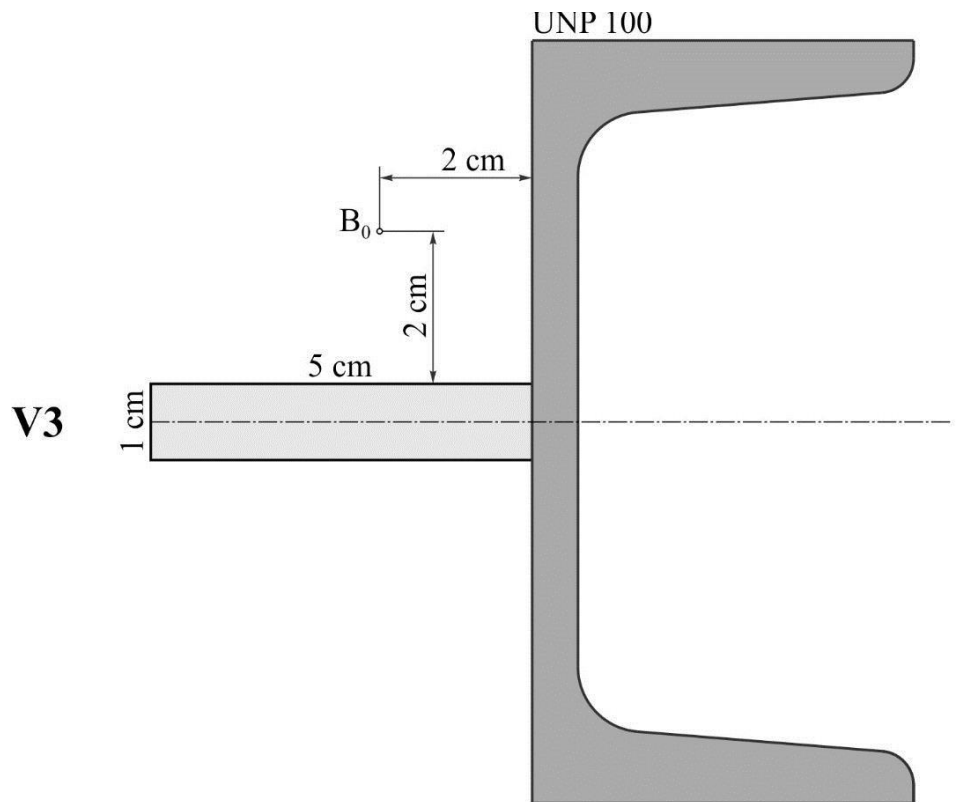
ZADATAK 2

Konzolni štap ima poprečni presek prikazan na Sl. 2.1 (varijante V1, V2, V3, V4 i V5). U tački A_0 na slobodnom kraju deluje zatezna, a u tački B_0 pritisna sila F .

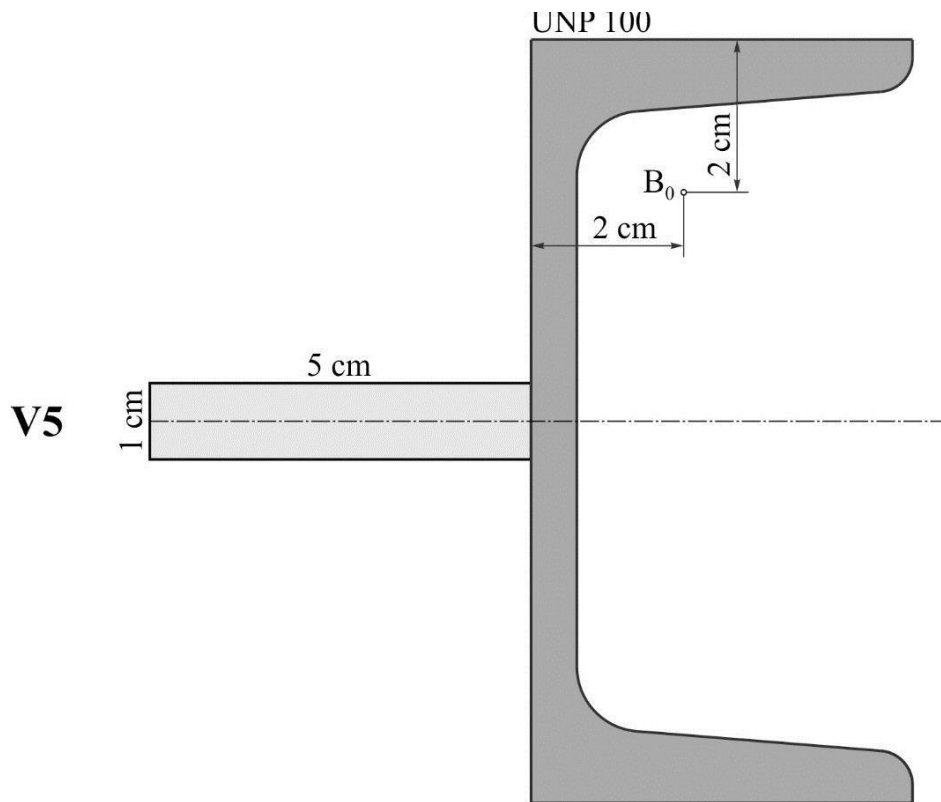
- 1) Odrediti jednačinu neutralne ose (linije).
- 2) Odrediti dozvoljenu silu F ($\sigma_d = \sigma_{de} = |\sigma_{dc}| = 150 \text{ MPa}$).
- 3) Odrediti koordinate vrhova četvorouglog jezgra preseka.
- 4) Nacrtati raspodelu napona i jezgro preseka.



Sl. 2.1 Uz zadatak 2 (Varijante V1 i V2)



Sl. 2.1 Uz zadatak 2 (Varijante V3 i V4)



Sl. 2.1 Uz zadatak 2 (Varijante V5)